

OPEN MEETING**REGULAR MEETING OF THE GOLDEN RAIN FOUNDATION
SECURITY AND COMMUNITY ACCESS COMMITTEE**

**Thursday, June 28, 2018 – 1:30 p.m.
Laguna Woods Village Community Center Board Room
24351 El Toro Road**

AGENDA

- | | |
|--|---------------|
| 1. Call to Order | Annette Soule |
| 2. Acknowledgment of Media | Annette Soule |
| 3. Approval of the Agenda | Annette Soule |
| 4. Approval of Meeting Report | Annette Soule |
| 5. Chair's Remarks | Annette Soule |
| 6. Member Comments (Items Not on the Agenda) | Annette Soule |

Reports:

- | | |
|--|---------|
| 7. Disaster Preparedness Task Force Report | Tim Moy |
| 8. RV Update | Tim Moy |
| 9. Noteworthy Incidents | Tim Moy |
| 10. Security Statistics | Tim Moy |

Items for Discussion and Consideration:

- | | |
|------------------------|---------|
| 11. Gate Access Update | Tim Moy |
| 12. Golf Cart Safety | Tim Moy |
| 13. Crime Trends | Tim Moy |

Items for Future Agendas:

None

Concluding Business:

- 14. Committee Member Comments
- 15. Date of Next Meeting – August 27, 2018 at 1:30 p.m.
- 16. Adjournment

Annette Soule, Chair
Tim Moy, Staff Officer
Telephone: 268-2356

**REPORT OF THE REGULAR MEETING OF THE
GOLDEN RAIN FOUNDATION OF LAGUNA WOODS
SECURITY AND COMMUNITY ACCESS COMMITTEE**

The Regular Meeting of the Security and Community Access Committee was held on Thursday, April 26, 2018 at 1:30 p.m. 24351 El Toro Road, Laguna Woods, California.

MEMBERS PRESENT: Annette Soule-Chair, Ray Gros, Jim Juhan, Don Tibbets, Juanita Skillman, and Roy Bruninghaus

MEMBERS ABSENT: John Frankel and Pat English

ADVISORS PRESENT: Frank Tybor

ADVISORS ABSENT: Larry Cunningham

OTHERS PRESENT: Tom Sirkel, Diane Phelps, Richard Palmer, Joan Milliman, Burt Moldow, and Dick Radar

STAFF PRESENT: Tim Moy, Debbie Ballesteros, Siobhan Foster and Barbara Bridges

CALL TO ORDER

Annette Soule, Chair, called the meeting to order at 1:33 p.m. and stated that it was a regular meeting held pursuant to notice duly given.

ACKNOWLEDGEMENT OF PRESS

The Media was not present.

APPROVAL OF AGENDA

Chair Soule made a motion to amend the agenda by adding "Real Estate Signage", "Disability Parking at Clubhouse Two", "dwellingLIVE Training" and "San Sebastian Gate Card Reader" under Items for Discussion and Consideration.

Director Skillman made a motion to approve the amended agenda. Director Gros seconded the motion.

By way of a unanimous vote the motion carried.

APPROVAL OF MEETING REPORT

By way of consensus, the Committee approved the February 22, 2018 meeting report as presented.

CHAIRMAN'S REMARKS

Chair Soule stated that she is appointing Frank Tybor as a new advisor to the Committee. She also mentioned that May will be a busy month in the village with the following events: on May 5, 2018, Clubhouse Five will be hosting the Kentucky Derby; Clubhouse Two will be hosting a Cinco de Mayo Party; on May 12, 2018, the Men's

Annual Golf Club Tournament will be taking place with tickets are still available. Chair Soule also reminded the Community the importance of securing personal property and to "Hide it, Lock it or Lose It".

MEMBER COMMENTS ON NON-AGENDA ITEMS

Mary Wall (239-D) commented on Compliance procedures and requested information on two complaints that she has filed. She understands confidentiality, but would get to get a status update.

Diane Phelps (5587-A) commented on the gate's guest lane and the RV lot. She asked if there can be an RV lot update every six months so residents would be aware of what improvements were taking place and how the increased fees were being used.

Chung-Li Ling (5225) wanted clarification on whether an elderly person who is alone in their manor should leave the door unlocked and also if there is an emergency, who should the resident call first, Security or 911.

RESPONSE TO MEMBER COMMENTS

Tim Moy, Chief of Security, responded to Ms. Wall and explained that due to resident confidentiality, the Compliance Division is limited as to what they can say, however, he will follow up on the matter.

Chief Moy clarified to Mr. Ling that the manor door should always be locked. An extra key could be filed with the Resident Services Department for used in case of an emergency. He also explained to call 911 in an emergency. The Security Dispatch Division monitors emergency calls. If it is not an emergency, they can call Security.

REPORTS

Disaster Preparedness Task Force Report

Chief Moy stated that the Disaster Preparedness Task Force (DPTF) met on April 24, 2018 for their monthly meeting. There was discussion to make a Good Neighbor Building Captain (GNBC) video to educate the Community on GNBC's role is and encourage others to volunteer.

Chief Moy informed the Committee that the Senior Summit was received very well. The theme was Disaster Preparedness. There were about 1,400 attendees. The presentations were outstanding; Donna Boston, the County Emergency Manager, did a great job. Chief Moy presented the Laguna Woods Village Emergency Operations Center. He explained that parking was a big issue this year. This is the 11th year the Community has been hosting the Summit and it has outgrown the location. In the future, the Senior Summit Committee should consider limiting the number of attendees and use the Laguna Woods buses to shuffle participants to and from other designated parking lots.

Chief Moy mentioned that in case of an emergency, the clubhouses would be converted to Care and Reception Centers where DPTF Clubhouse Coordinators will be located to

help Residents. He also explained that he will be walking through each facility with someone from the Maintenance Department, a Village Management Services Clubhouse Coordinator, as well as the DPTF Clubhouse Coordinator to see where all the shut off valves locations are for water and gas.

RV Update

Chief Moy stated that about this time last year, the waiting list for RV lots A and B were approximately 70 people. Currently, there are 40 openings. He looked at the citations and re-implemented the courtesy notice, which gives the resident time to correct the issue and if it is not corrected within the given time period, a citation is generated. Chief Moy has turned the responsibilities over to the Compliance Division and they have done a great job managing the RV lot.

Chief Moy informed the Committee that additional upgrades to Lot A include a new sink and toilet in the bathroom. Research is being done to install a solar light in Lot A as well. Additionally, Lot A will also be repaved in the near future.

The waiting list is now only two people and a new resident moving into the Village will have a space immediately.

Noteworthy Incidents

Chief Moy explained that even though thefts occur, the Community crime rate is low. He would like to commend Supervisor Danny Mayer and Supervisor John Frey for their work in taking a wanted subject into custody. Recently, the Security Department became aware of an individual who was to be released from jail and often stays in the Village with her mother. A "Be On The Lookout" bulletin was distributed to all of the Security Department Officers and patrol of the area was increased. Upon the release of the individual, petty thefts in the area increased. Officers also became aware that the individual had a felony warrant. Both Supervisor Mayer and Supervisor Frey proactively conducted checks of the manor until the individual was located and the Orange County Sheriff's Department (OCSD) was called in to arrest her.

Chief Moy explained that he meets monthly with OCSD and a representative with the City of Laguna Woods to talk about different issues that are impacting the Village. He wants to continue bringing in the OCSD for cases. It might seem that the number of crime has increased, but that is not the case. It is just now being reported to the OCSD.

Chief Moy also informed the Committee that a computer has been installed in a couple of vehicles as a pilot program and has been working well. All the information is available and will make it easier for the Security Patrol Officer to be more efficient with their job. In the near future, all the Security vehicles will have the computers installed.

Security Statistics

Chief Moy reported on the statistics for the Security Department that includes foot patrols, notice of violations, crimes, traffic collisions, RV lots, Social Services and the Compliance Department. Reports are attached to the official minutes of this meeting.

Chief Moy reported that the Boards have been vocal about contractors parking inside the cul-de-sacs and taking the parking designated for residents and their guests.

A couple of Security Patrol Officers have been designated to drive around in the morning and issue notice of violations to contractors who are not following the rules. Chief Moy explained that Security Department is not trying to make it difficult, but are enforcing the rules and regulations of the Community. In April, there were about 150 contractor violations. He also stated that commercial vehicles are another issue that is being looked into.

ITEMS FOR DISCUSSION AND CONSIDERATION

Golf Cart Policies and Procedures Update

Chief Moy updated the Committee on the Golf Cart Policies and Procedures. He stated that the procedure will help identify every golf cart in the Village. United Mutual will have a yellow colored decal and Third Mutual will have a green colored decal. The decals will help the Security Officers identify the golf carts authorized to use Mutual electricity.

Barbara Bridges, Resident Services Supervisor, informed the Committee that an informational flyer is in the process of being completed and a roll out should happen in the next couple of months.

The Committee commented and asked questions.

Non Return of ID Cards Penalty

Chief Moy presented the Non Return of ID Penalty staff report for consideration. The Committee commented and asked questions.

Director Bruninghaus made a motion to recommend to the GRF Board to rescind the motion of a Lessee Deposit Fee of \$125 per decal(s) and \$125 per ID card(s). The deposit will be refunded once the decal(s) and ID card(s) are returned. Director Skillman seconded the motion.

By unanimous vote, the motion passed.

Clubhouse/Gatehouse Generators Update

Chief Moy informed the Committee that the Maintenance Department has added a transfer switch which would allow a portable generator to be connected to the gatehouses.

Chief Moy also explained that another generator may be needed for the Community Center since the current one only covers certain sections of the building.

Real Estate Signage

Chair Soule stated that she recently went to a Laguna Woods Village Real Estate Roundtable on April 24, 2018 where some realtors complained that real estate signage rules were not being enforced. Chief Moy stated he would look into this.

Disability Parking at Clubhouse Two

Chair Soule commented on the low number of disability parking spaces available at the clubhouse. When there are events, they are taken right away. Chief Moy stated that he would talk to Bruce Hartley, General Services Director, about this issue and will follow up with Chair Soule.

San Sebastian Gate Card Reader

Chair Soule stated that the San Sebastian Gate Card Reader has been taken out of service. It was determined that it was not a IT issue but rather a mechanical issue. They are waiting for the parts that have been ordered to come in.

dwellingLIVE training

Chair Soule commented that more information about dwellingLIVE should be given out to the Community to encourage them to sign up and start using the application. She requested that an instructional video on the website and/or classes by the PC club .

ITEMS FOR FUTURE AGENDAS

None

CONCLUDING BUSINESS

Committee Member Comments

Director Gros stated that a new Veterans Affairs Office is located off Santa Maria and Moulton Parkway where the Fresh & Easy store was previously.

Director Skillman commented on the low height of the walls surrounding the entrance of the Community. She wanted to know if there were other remedies that could be used, for example dense landscape in addition to the Sheppard's Crook. Member May Wall suggested Pyracantha plants would be a good deterrent.

DATE OF THE NEXT MEETING

The next meeting is scheduled for Thursday, June 28, 2018, at 1:30 p.m. in the Laguna Woods Village Community Center, Board Room.

ADJOURNMENT

There being no further business to come before the Committee, Chair Soule adjourned the meeting at 3:32 p.m.



Annette Soule, Chair

SECTOR ORIENTED SECURITY
FOOT PATROLS 2016

	Jan	Feb	March	April	May	June	July	Aug	Sept	Oct	Nov	Dec	TOTAL	Monthly Avg
Fire Issues	15	5	71	8	2	1	2	1	7	12	2	1	127	10.6
Hazards	59	88	16	60	219	255	241	195	12	55	39	13	1252	104.3
Lights	128	129	96	50	76	83	75	100	89	92	116	107	1141	95.1
Maintenance	54	4	3	4	18	17	31	27	19	10	16	6	209	17.4
Perm. Fence	8	5	5	39	9	14	7	3	4	12	4	5	115	9.6
Pests	0	0	28	197	0	0	1	3	2	1	1	0	233	19.4
Signs	3	2	4	0	3	4	2	2	2	0	1	4	27	2.3
Miscellaneous	13	16	0	0	32	33	29	44	28	33	42	31	301	25.1
TOTAL	280	249	223	358	359	407	388	375	163	215	221	167	3405	

FOOT PATROLS 2017

	Jan	Feb	March	April	May	June	July	Aug	Sept	Oct	Nov	Dec	TOTAL	Monthly Avg
Fire Issues	0	4	8	3	2	3	5	7	7	2	5	6	52	4.3
Hazards	19	54	65	60	46	49	48	84	34	31	46	32	568	47.3
Lights	103	158	63	50	63	52	37	63	48	64	69	116	886	73.8
Maintenance	20	17	16	11	28	24	18	15	20	18	22	11	220	18.3
Perm. Fence	8	12	14	21	26	22	5	6	2	11	8	3	138	11.5
Pests	0	0	0	1	1	0	0	1	3	4	2	0	12	1.0
Signs	6	4	12	6	5	2	5	0	2	2	5	2	51	4.3
Miscellaneous	40	33	59	58	119	50	121	95	83	107	131	152	1048	87.3
TOTAL	196	282	237	210	290	202	239	271	199	239	288	322	2975	

FOOT PATROLS 2018

	Jan	Feb	March	April	May	June	July	Aug	Sept	Oct	Nov	Dec	TOTAL	Monthly Avg
Fire Issues	2	2	6	14	0	0	0	0	0	0	0	0	24	4.8
Hazards	22	27	20	60	58	0	0	0	0	0	0	0	187	37.4
Lights	102	45	80	98	40	0	0	0	0	0	0	0	365	73.0
Maintenance	3	7	8	19	10	0	0	0	0	0	0	0	47	9.4
Perm. Fence	2	7	1	8	13	0	0	0	0	0	0	0	31	6.2
Pests	0	1	0	0	0	0	0	0	0	0	0	0	1	0.2
Signs	3	1	0	1	1	0	0	0	0	0	0	0	6	1.2
Miscellaneous	146	33	79	208	75	0	0	0	0	0	0	0	541	108.2
TOTAL	280	123	194	408	197	0	0	0	0	0	0	0	1202	

LEGEND

Fire Issues	--	Clutter, flammable liquids, electrical wiring, etc
Hazards	--	Raised and cracked walkways, steps and curbs, any potential tripping hazards or safety hazards
Lights	--	Non-functioning Laguna Woods Village exterior lights and non-functioning Edison street lights
Maintenance	--	Failing sprinkler systems, railings, landscaping issues (i.e.fallen branches, etc.) and other maintenance failures
Perimeter Fence	--	All perimeter walls and associated barbed wire failures
Pests	--	Rodent and insect infestations
Signs	--	Traffic sign, CDS signs, Manor number signs, and all other miscellaneous signs
Miscellaneous	--	All areas not specifically addressed in the above categories

Social Services - YTD 2016/2017/2018

CHIEF COMPLAINTS ON SECURITY REPORTS

2016

MONTH	Falls Inside	Falls Outside	Death	Neighbor Dispute	Sheriff Matter	Safety Issues	Confusion	Medical	Non-Medical	TOTAL	% of Total
Jan.	25	27	21	33	14	13	3	1	9	146	9.9%
Feb.	34	25	25	37	6	9	4	0	14	154	10.5%
March	27	24	23	15	5	4	3	3	14	118	8.0%
April	25	19	12	11	5	9	9	1	18	109	7.4%
May	35	30	21	16	22	2	10	3	18	157	10.7%
June	23	19	20	31	4	10	4	2	15	128	8.7%
July	36	31	20	16	5	5	5	0	24	142	9.7%
Aug.	39	27	23	21	3	6	3	4	20	146	9.9%
Sept.	21	19	18	5	4	4	8	1	11	91	6.2%
Oct.	38	6	18	9	3	7	7	1	7	96	6.5%
Nov.	28	21	19	6	0	0	2	1	9	86	5.8%
Dec.	27	22	20	6	7	4	4	2	6	98	6.7%
Total	358	270	240	206	78	73	62	19	165	1471	
% of Total	24.3%	18.4%	16.3%	14.0%	5.3%	5.0%	4.2%	1.3%	11.2%		

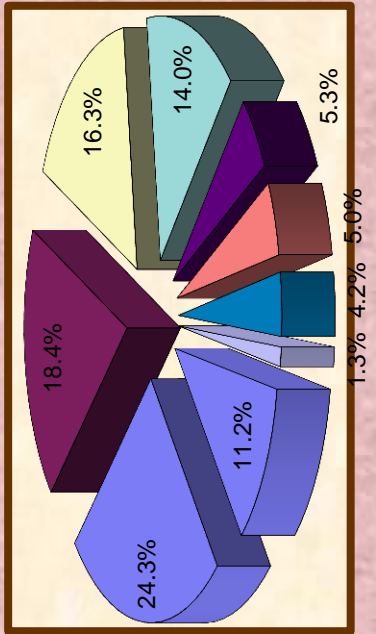
2017

MONTH	Falls Inside	Falls Outside	Death	Neighbor Dispute	Sheriff Matter	Safety Issues	Confusion	Medical	Non-Medical	TOTAL	% of Total
Jan.	15	29	22	9	4	10	5	1	2	97	7.3%
Feb.	30	24	23	19	2	6	7	4	12	127	9.6%
March	35	23	29	13	1	5	8	0	7	121	9.1%
April	39	26	20	15	2	2	10	0	12	126	9.5%
May	30	17	27	15	1	5	7	1	11	114	8.6%
June	32	17	29	12	9	3	6	4	15	127	9.6%
July	30	22	15	17	2	5	6	2	16	115	8.7%
Aug.	30	27	22	14	3	5	2	4	11	118	8.9%
Sept.	19	22	17	7	1	2	6	1	12	87	6.6%
Oct.	36	28	16	11	2	8	6	0	4	111	8.4%
Nov.	19	16	25	8	3	3	11	0	9	94	7.1%
Dec.	25	16	20	5	5	3	9	0	8	91	6.9%
Total	340	267	265	145	35	57	83	17	119	1328	
% of Total	25.6%	20.1%	20.0%	10.9%	2.6%	4.3%	6.3%	1.3%	9.0%		

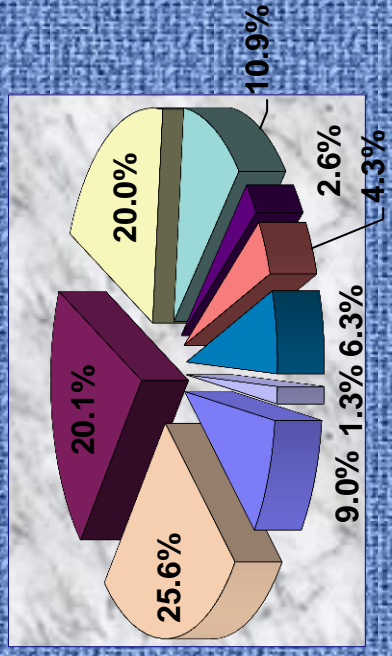
2018

MONTH	Falls Inside	Falls Outside	Death	Neighbor Dispute	Sheriff Matter	Safety Issues	Confusion	Medical	Non-Medical	TOTAL	% of Total
Jan.	32	19	24	13	2	5	10	1	14	120	19.2%
Feb.	24	21	26	7	3	6	8	2	8	105	16.8%
March	24	28	21	14	10	9	5	5	17	133	21.2%
April	31	19	18	24	0	4	11	2	29	138	22.0%
May	40	17	21	16	3	3	12	0	18	130	20.8%
June									0	0	0.0%
July									0	0	0.0%
Aug.									0	0	0.0%
Sept.									0	0	0.0%
Oct.									0	0	0.0%
Nov.									0	0	0.0%
Dec.									0	0	0.0%
Total	151	104	110	74	18	27	46	10	86	626	
% of Total	24.1%	16.6%	17.6%	11.8%	2.9%	4.3%	7.3%	1.6%	13.7%		

SOCIAL SERVICES - 2016
CHIEF COMPLAINTS FROM SECURITY REPORTS

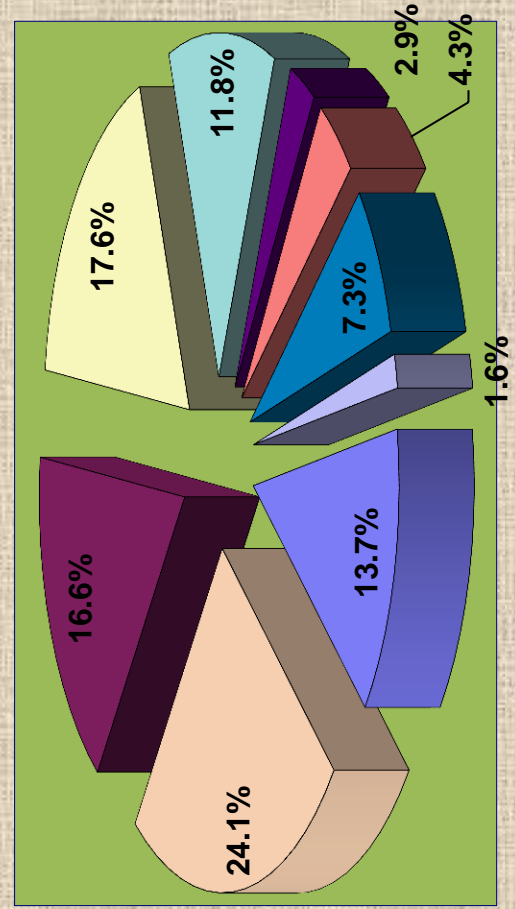


SOCIAL SERVICES - 2017
CHIEF COMPLAINTS FROM SECURITY REPORTS



- ☐ Falls Inside
- ☐ Falls Outside
- ☐ Death
- ☐ Neighbor Dispute
- ☐ Sheriff Matter
- ☐ Safety Issues
- ☐ Confusion
- ☐ Medical

SOCIAL SERVICES - 2018
CHIEF COMPLAINTS FROM SECURITY REPORTS



NOTICE OF VIOLATIONS

MAY 2018

VIOLATIONS	Gates 1,2,3,4			Gates 5,6			Gates 7,8,9,10			Gate 14			Gate 11			GRF			TOTALS		
	YTD 2017	MAY	YTD 2018	YTD 2017	MAY	YTD 2018	YTD 2017	MAY	YTD 2018	YTD 2017	MAY	YTD 2018	YTD 2017	MAY	YTD 2018	YTD 2017	MAY	YTD 2018	YTD 2017	MAY	YTD 2018
601	52	19	112	32	1	2	63	20	143	0	0	0	1	0	0	0	0	0	148	40	257
602	10	0	10	0	0	0	15	6	42	0	0	0	0	0	0	0	0	0	25	6	52
610	38	12	61	25	7	47	50	36	134	1	1	5	0	0	0	0	0	0	114	56	247
660	4	3	16	8	0	1	9	2	14	0	0	0	0	0	0	0	0	0	21	5	31
UNLICENSED DRIV.	0	1	2	3	0	1	1	0	1	0	0	0	0	0	0	0	0	0	4	1	4
ALL OTHER MOVING*	3	21	84	4	7	66	2	34	63	0	8	19	0	0	0	0	0	0	9	70	232
700	2	0	1	1	0	0	0	0	1	0	0	1	0	0	0	0	0	0	3	0	3
LIMITED PARKING	76	28	125	58	23	70	51	1	61	16	0	11	1	0	1	2	0	0	204	52	268
725	69	8	104	37	4	41	20	7	77	7	2	18	1	0	0	0	0	0	134	21	240
EXPIRED REG	11	1	3	10	0	2	13	1	2	0	0	0	0	0	0	1	0	2	35	2	9
727	73	12	66	38	15	44	28	6	26	16	0	3	0	0	1	0	1	3	155	34	143
NO DECAL/OPP	1	0	0	63	0	13	0	0	1	0	0	0	0	0	0	8	0	0	72	0	14
811	339	105	584	279	57	287	252	113	565	40	11	57	3	0	2	11	1	5	924	287	1500
HANDICAPPED																					
ALL OTHER PARKING**																					
RV VIOLATIONS***																					
TOTALS	339	105	584	279	57	287	252	113	565	40	11	57	3	0	2	11	1	5	924	287	1500

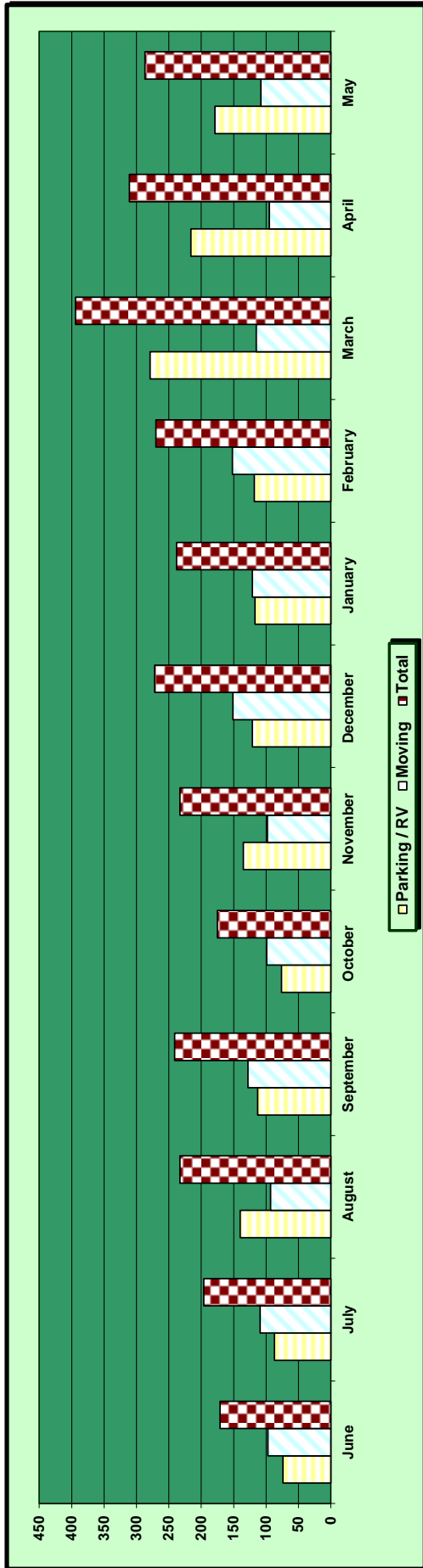
* All other moving violations include S-Codes: 600, 620, 630, 640, 650, 680, 690, 691 and 695

** All other parking violations include S-Codes: 0010, 721, 722, 723, 724, 726, 730 and 800

*** Recreational Vehicle (RV) violations include S-Codes: 820, 830, 840, 850, 860 and 870

NOTICE OF VIOLATIONS

Twelve Month Rolling Trend Report



Violation	June	July	August	September	October	November	December	January	February	March	April	May	Mth. Ave.
601	21	46	33	66	49	30	65	60	73	53	31	40	47.3
602	2	4	3	8	11	5	11	15	13	8	10	6	8.8
610	66	48	53	46	33	50	56	42	55	48	46	56	49.9
660	6	8	1	6	12	6	8	4	8	6	8	5	6.5
All Other	2	3	3	2	2	0	1	0	3	0	0	1	1.3
Sub-Total	97	109	93	128	99	98	151	121	152	115	95	108	113.8
700	2	1	6	5	1	5	3	3	5	67	87	70	21.3
720	2	1	4	2	1	2	1	1	0	0	2	0	1.3
725	14	35	69	60	28	34	76	64	41	62	49	52	48.7
727	19	20	18	15	13	11	9	14	49	105	51	21	28.8
811	3	3	2	3	2	2	1	3	1	1	2	2	2.1
All Other	18	18	33	23	17	27	22	28	20	36	25	34	25.1
RV Lot	16	9	8	5	10	58	9	2	2	8	0	0	10.8
Sub-Total	74	87	140	113	76	135	121	117	118	279	216	179	137.9
Total	171	196	233	241	175	233	272	238	270	394	311	287	252

Moving Violation & Parking Codes	601	Speed +11-15 MPH	700	No Parking	RV Lot	Hazardous Material, Wheel Block, Jack Support (R&R Section "W" Violation), Maintenance or Repair, Miscellaneous (Minor), Miscellaneous (Major)
	602	Speed 16 MPH+	720	Limited Parking		
	610	Stop Sign	725	Expired Registration		
	660	Unlicensed Driver	727	No Decal / OPP		
			811	Handicapped		
				Abandoned Vehicle; RV over 6hr; Advertising; Storage; Parked sidewalk; Block Sidewalk; Fire Hydrant; All Other		
	All Other	Speeding + 6-10 MPH; Right of Way; Turn Signal; Left of Center; Hit & Run; Reckless; Headlight; Bicycle on Sidewalk	All Other			

June 2017- May 2018

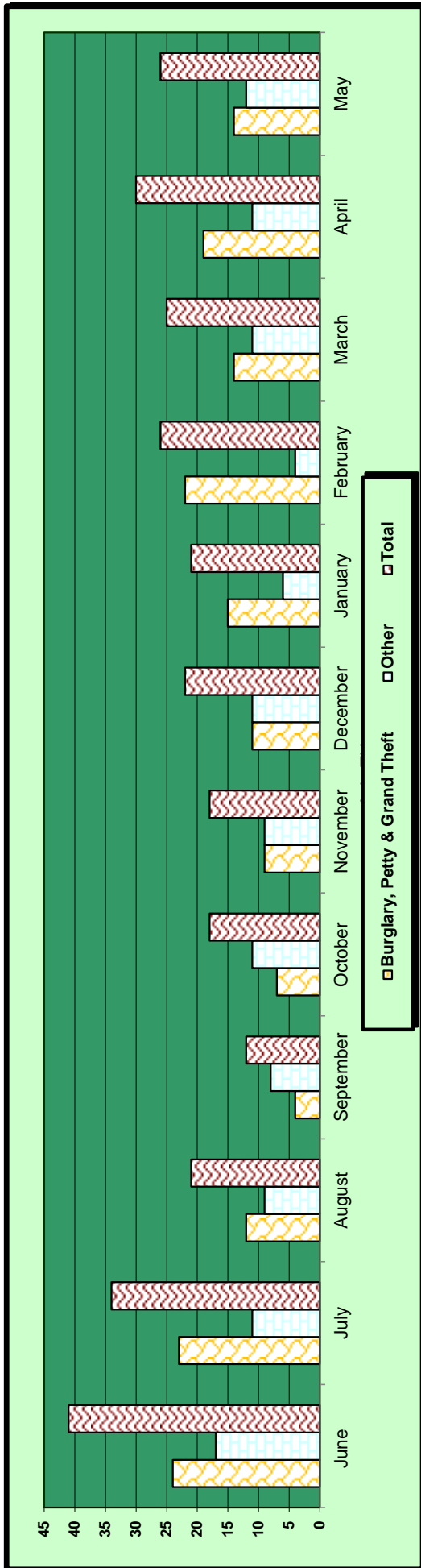
CRIMES REPORT

MAY 2018

	GATE 1,2,3,4			GATE 5,6			GATE 7,8,9,10			GATE 14			GATE 11			GRF			TOTALS		
	YTD 2017	MAY	YTD 2018	YTD 2017	MAY	YTD 2018	YTD 2017	MAY	YTD 2018	YTD 2017	MAY	YTD 2018	YTD 2017	MAY	YTD 2018	YTD 2017	MAY	YTD 2018	YTD 2017	MAY	YTD 2018
VIOLATIONS																					
70 BURGLARY AUTO	0	0	1	2	0	1	0	0	0	0	0	0	0	0	0	0	0	0	2	0	2
90 BURGLARY RESIDENCE	0	0	1	0	0	1	0	0	0	0	0	0	0	0	0	0	0	0	0	0	2
150 DISTURBANCE	3	1	11	3	1	3	1	1	4	1	1	1	0	0	0	1	0	4	9	4	23
260 FRAUD	0	0	1	0	0	0	0	0	0	0	0	0	0	0	0	0	0	0	0	0	1
370 MALICIOUS MISCHIEF	10	2	10	3	6	7	4	0	0	0	0	0	0	0	1	1	0	1	18	8	19
500 GRAND THEFT	5	0	3	0	0	5	1	1	2	1	0	0	0	0	0	0	0	0	7	1	10
505 AUTO THEFT	1	0	0	0	0	0	1	0	0	0	0	0	0	0	0	0	0	0	2	0	0
510 PETTY THEFT	32	4	40	17	3	11	8	5	10	3	1	3	2	0	0	3	0	6	65	13	70
520 TRESPASSING	2	0	1	1	0	0	1	0	0	0	0	0	0	0	0	2	0	0	6	0	1
TOTALS	53	7	68	26	10	28	16	7	16	5	2	4	2	0	1	7	0	11	109	26	128

CRIMES REPORT

Twelve Month Rolling Trend Report



CODE	June	July	August	September	October	November	December	January	February	March	April	May	Mth. Ave.
70	0	0	0	0	0	0	0	0	1	0	1	0	0.2
90	0	1	0	0	0	1	0	0	1	1	0	0	0.3
500	2	2	2	0	0	1	0	2	4	2	1	1	1.4
505	0	1	1	0	0	0	1	0	0	0	0	0	0.3
510	22	19	9	4	7	7	10	13	16	11	17	13	12.3
Sub-total	24	23	12	4	7	9	11	15	22	14	19	14	14.5
150	3	1	3	2	3	5	8	4	2	8	5	4	4.0
260	0	0	0	0	0	0	0	0	0	0	1	0	0.1
370	4	6	3	4	5	3	2	1	2	3	5	8	3.8
520	10	4	3	2	3	1	1	1	0	0	0	0	2.1
Sub-Total	17	11	9	8	11	9	11	6	4	11	11	12	10.0
Total	41	34	21	12	18	18	22	21	26	25	30	26	24.5

70	Burglary (auto)	505	Auto Theft	260	Fraud
90	Burglary (residence)	510	Petty Theft	370	Malicious Mischief
500	Grand Theft	150	Disturbance	520	Trespassing

June 2017 - May 2018

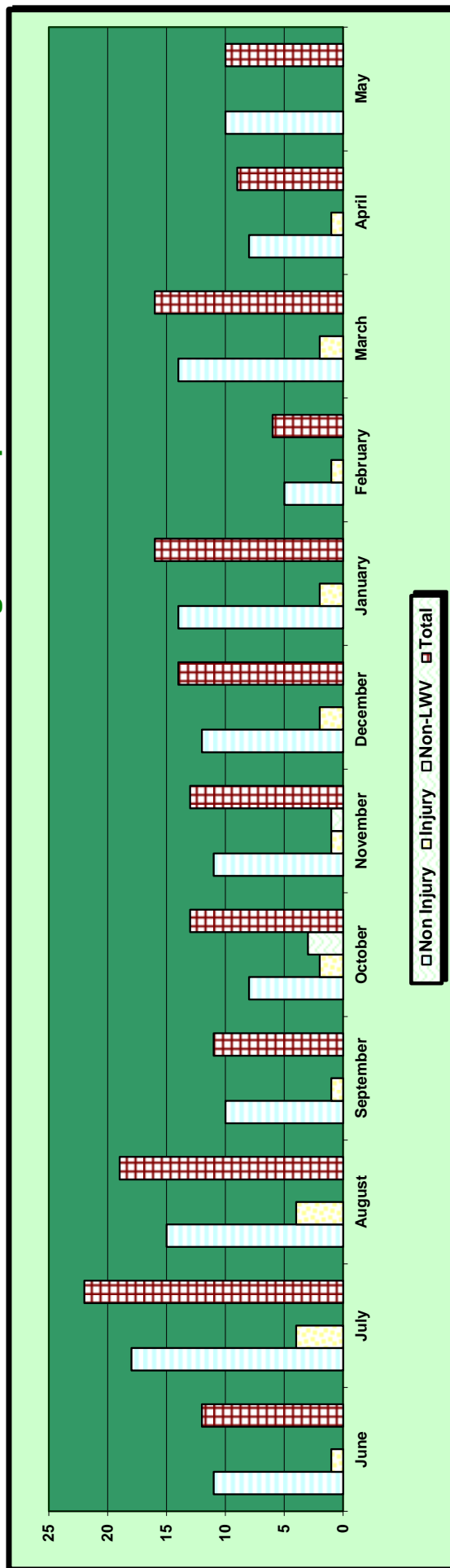
TRAFFIC COLLISIONS

MAY 2018

	GATE 1,2,3,4			GATE 5,6			GATE 7,8,9,10			GATE 14			GATE 11			GRF			TOTALS		
	YTD 2017	MAY	YTD 2018	YTD 2017	MAY	YTD 2018	YTD 2017	MAY	YTD 2018	YTD 2017	MAY	YTD 2018	YTD 2017	MAY	YTD 2018	YTD 2017	MAY	YTD 2018	YTD 2017	MAY	YTD 2018
VIOLATIONS																					
650																					
HIT AND RUN	4	2	4	5	0	4	0	0	1	0	0	0	0	0	0	2	0	5	11	2	14
1000																					
NON-INJURY	21	3	12	11	2	9	20	2	8	0	1	1	0	0	3	13	0	4	66	8	37
1010																					
INJURY	4	0	2	2	0	1	3	0	3	0	0	0	0	0	0	1	0	0	10	0	6
1020																					
FATALITY	0	0	0	0	0	0	0	0	0	0	0	0	0	0	0	0	0	0	0	0	0
1030																					
INJURY/FATALITY	0	0	0	0	0	0	0	0	0	0	0	0	0	0	0	0	0	0	0	0	0
1050																					
COLLISION OUTSIDE LWV	0	0	0	0	0	0	0	0	0	0	0	0	0	0	0	0	0	0	0	0	0
TOTALS	29	5	18	18	2	14	23	2	12	0	1	1	1	0	3	16	0	9	87	10	57

TRAFFIC COLLISIONS

Twelve Month Rolling Trend Report



CODE	June	July	August	September	October	November	December	January	February	March	April	May	Mth. Ave.
650	5	5	4	1	2	2	1	4	1	4	3	2	2.8
1000	6	13	11	9	6	9	11	10	4	10	5	8	8.5
Sub-total	11	18	15	10	8	11	12	14	5	14	8	10	11.3
1010	1	4	4	0	2	1	2	2	1	2	1	0	1.7
1020	0	0	0	0	0	0	0	0	0	0	0	0	0.0
1030	0	0	0	1	0	0	0	0	0	0	0	0	0.1
Sub-Total	1	4	4	1	2	1	2	2	1	2	1	0	1.8
1050	0	0	0	0	3	1	0	0	0	0	0	0	0.3
Sub-Total	0	0	0	0	3	1	0	0	0	0	0	0	0.3
Total	12	22	19	11	13	13	14	16	6	16	9	10	13.4

650	Hit & Run Accident	1020	Fatality Accident
1000	Non-Injury Accident	1030	Injury/Fatality Accident
1010	Injury Accident	1050	Outside Collision

RECREATIONAL VEHICLE LOTS (A - B)

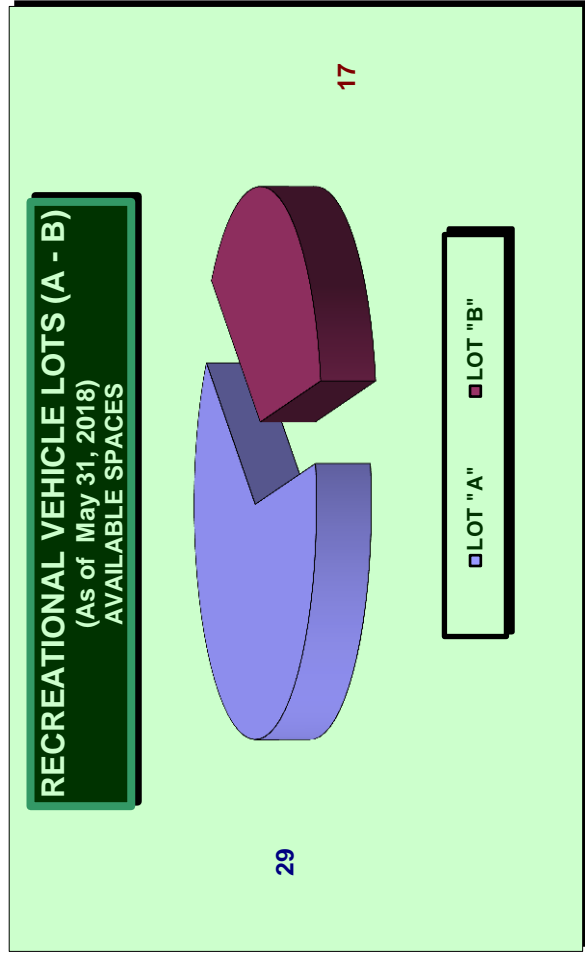
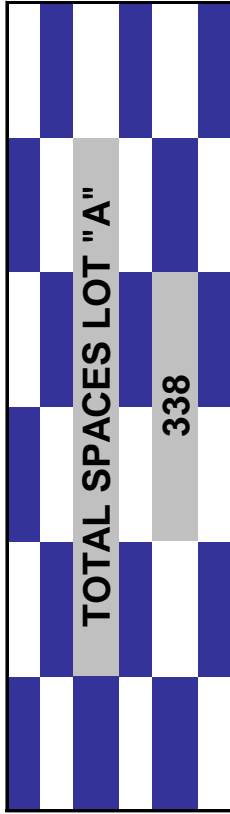
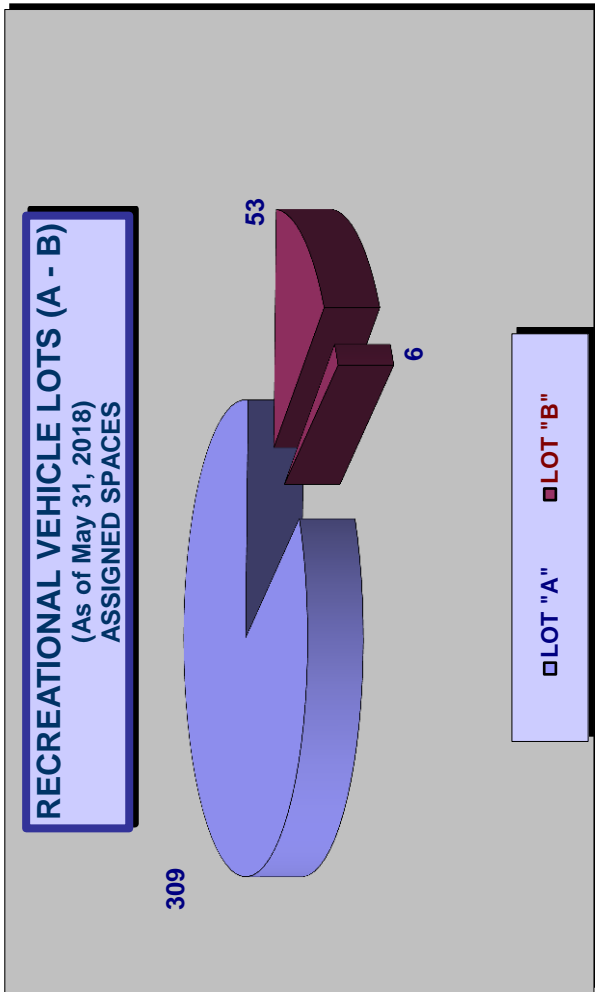
5/31/2018

SPACE AND VACANCIES			
	LOT "A"		LOT "B"
TOTAL SPACES	338		76
ASSIGNED RV SPACES	309		53
COMMERCIAL VEHICLES			6
VACANCIES	29		17

WAITING LIST			
SPACE SIZE	NUMBER	SPACE SIZE	NUMBER
13 Feet		26 Feet	
14 Feet		27 Feet	
15 Feet		28 Feet	1
16 Feet		30 Feet	1
17 Feet	1	31 Feet	
18 Feet		32 Feet	
19 Feet		33 Feet	
20 Feet		34 Feet	
21 Feet		35 Feet	
22 Feet		36 Feet	
23 Feet		37 Feet	
24 Feet		38 Feet	
25 Feet		NA	
	1		2
TOTAL			3

SPACES AVAILABLE

LOT "A"		LOT "B"	
SPACE SIZE	NUMBER	SPACE SIZE	NUMBER
12 Feet		12 Feet	
13 Feet		13 Feet	
14 Feet		14 Feet	
16 Feet		16 Feet	
17 Feet	1	17 Feet	
18 Feet	1	18 Feet	
19 Feet	3	19 Feet	2
20 Feet		20 Feet	
21 Feet		21 Feet	
22 Feet		22 Feet	
23 Feet		23 Feet	1
24 Feet		24 Feet	
25 Feet	2	25 Feet	3
26 Feet		26 Feet	6
27 Feet	1	27 Feet	
28 Feet	3	28 Feet	
29 Feet		29 Feet	
30 Feet	4	30 Feet	
30.5 Feet	4	31 Feet	
31 Feet	4	32 Feet	
32 Feet		33 Feet	5
33 Feet		34 Feet	
34 Feet	3	38 Feet	
35 Feet	1	40 Feet	
36 Feet	1	41 Feet	
37 Feet		48 Feet	
43 Feet	1	49 Feet	
49 Feet		57 Feet	
29		17	



Compliance Division

	Mar	April	May
Total Number of Cases:	901	1041	968
New Cases:	180	160	177
Active Cases:	502	656	458
Cases Resolved:	219	225	333

Allegations:

Abandoned Vehicle:	39	41	47
Alteration Maintenance:	17	21	19
Animal Nuisance:	22	27	34
Balcony Clutter:	52	41	39
Breezeway Clutter:	35	49	44
Caregiver Policy:	77	70	76
Carport Clutter:	66	91	73
Common Area Clutter:	54	81	86
Delinquent Assessments:	19	38	25
Equestrian Center:	0	0	0
Estate Sales:	0	0	0
Events:	0	5	3
Garden Center Violations:	3	1	2
Gate Clearance:	5	6	3
Golf Course Violation:	0	0	0
Illegal Business:	0	0	0
Illegal Occupancy:	82	128	128
Interior Clutter:	24	28	27
Landscape:	64	66	56
Maintenance:	5	3	2
Non-Payment of Fines:	77	63	58
Nuisance:	49	37	43
Other:	0	0	0
Patio Clutter:	68	75	66
Recreation Policy:	4	3	5
RV Violation:	11	7	5
Short Term Rentals:	5	10	18
Smoking Policy:	15	23	14
Traffic Rules:	27	38	29
Unauthorized Alteration:	78	85	65
Vehicle Oil:	3	4	1